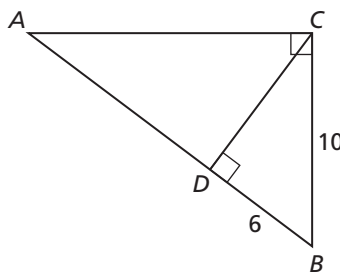


9.3

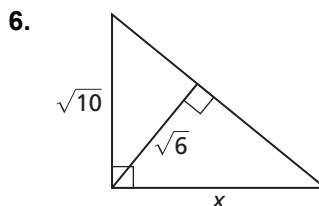
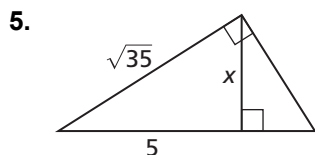
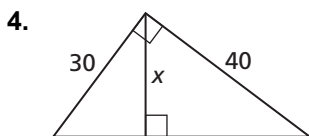
Practice B

In Exercises 1–3, use the diagram.



1. Identify the similar triangles.
2. Which segment's length is the geometric mean of AB and DB ?
3. Find CD , AD , and AC .

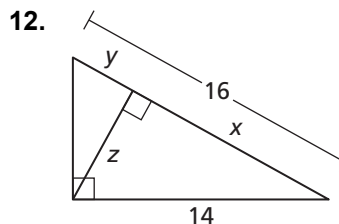
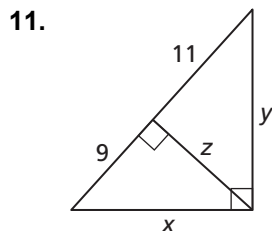
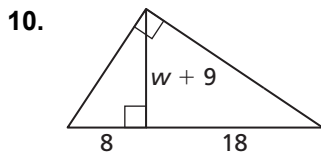
In Exercises 4–6, find the value of x .



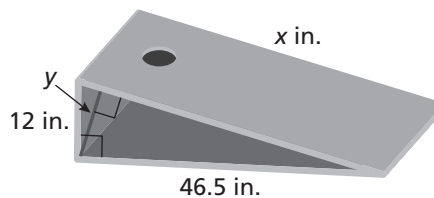
In Exercises 7–9, find the geometric mean of the two numbers.

7. 12 and 24
8. 16 and 25
9. $\frac{1}{2}$ and 40

In Exercises 10–12, find the value(s) of the variable(s).



13. You build a cornhole game. The game is constructed from a sheet of plywood supported by two boards. The two boards form a right angle and their lengths are 12 inches and 46.5 inches.



- a. Find the length x of the plywood to the nearest inch.
- b. You put in a support that is altitude y to the hypotenuse of the right triangle. What is the length of the support? Round your answer to the nearest tenth.
- c. Where does the support attach to the plywood? Explain.